

INTRODUCTION TO

*Modern
Calligraphy*
WORKSHOP

Brahmin
LETTERING CO.

brahminlettering.com

Brahmin

LETTERING CO.

MODERN CALLIGRAPHY ALPHABET

Aa Bb Cc Dd Ee

Ff Gg Hh Ii Jj Kk

Ll Mm Nn Oo Pp

Qq Rr Ss Tt Uu

Vv Ww Xx Yy Zz


1 2 3 4 5 6 7 8 9 0 & @ #

Brahmin


LETTERING C^o.

PEN WARM-UP SHEET


UPSTROKES & DOWNSTROKES



COMBINING UP & DOWN STROKES



MOVEMENT WITH UP & DOWN STROKES



Brahmin

LETTERING CO.

PEN WARM-UP SHEET

UP & DOWN FLOW

M M M

BUILDING TOWARDS LETTERFORMS

S S S S

FLOURISHES

L

lll

Brahmin

LETTERING CO.

LETTER PRACTICE SHEET

Aa

Bb

Cc

Dd

Ee

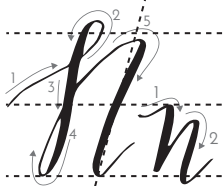
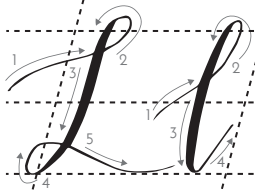
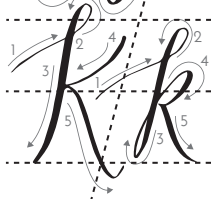
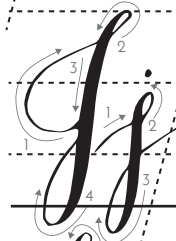
Ff

Gg

Brahmin

LETTERING CO.

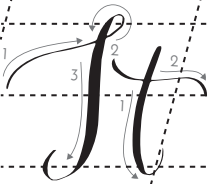

LETTER PRACTICE SHEET



Brahmin

LETTERING CO.


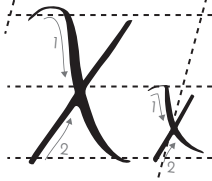
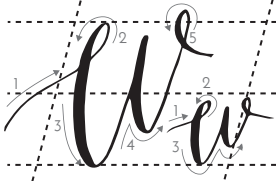
LETTER PRACTICE SHEET



Brahmin

LETTERING CO.

LETTER PRACTICE SHEET



Brahmin
LETTERING CO.

WORD FORMATION SHEET

Do small things with
great love

Brahmin
LETTERING CO.

PRACTICE SHEET

The page contains ten rows of handwriting practice lines. Each row is defined by three horizontal lines: a solid top line, a dashed midline, and a solid bottom line. The lines are slanted to the right. The rows are separated by larger gaps, providing space for writing practice.

Brahmin

LETTERING C^o.

PRACTICE SHEET

The page contains ten rows of handwriting practice lines. Each row is defined by three horizontal lines: a solid top line, a dashed midline, and a solid bottom line. The lines are slanted to the right. The rows are separated by larger gaps, providing space for writing practice.